


DRAFT ODADAS FISCAL REPORT

DRAFT INDIVIDUAL Board Investment Summary SFY 12 & 13 Total Funded



	FEDERAL		STATE			MEDICAID	Grand Total
	FUNDS	ODADAS BOARD FUNDED GRANTS	DIRECT - Board area	FUNDS	ODADAS BOARD FUNDED GRANTS	DIRECT - Board area	
Allen, Aug, Hardin Cnty MH Bd	1,281,810	427,442		520,309	-	525,610	2,755,171
2012							
ODADAS	\$ 581,694	\$ 209,500		\$ 343,782	\$ -	\$ 525,610	\$ 1,660,586
GRF 038401-State GRF				233,943	-		233,943
GRF 038404-State GRF				11,516	-		11,516
Fund 5T90-State Problem Gambling Fund					-		-
475 STATEWIDE TREATMENT AND PREVENTION				98,323	-	18,610	116,933
3J80 MEDICAID						362,828	362,828
501 MEDICIAD MATCH						144,172	144,172
Fund 3G40-Federal SAPT Block Grant	561,694	209,500					771,194
Fund 3H80-Federal Demonstration Grants	20,000	-					20,000
2013							
ODADAS	\$ 700,116	\$ 217,942		\$ 176,527	\$ -	\$ -	\$ 1,094,585
GRF 038401-State GRF				96,165	-		96,165
GRF 038404-State GRF				11,516	-		11,516
Fund 5T90-State Problem Gambling Fund					-		-
475 STATEWIDE TREATMENT AND PREVENTION				68,846	-	-	68,846
3J80 MEDICAID						-	-
501 MEDICIAD MATCH						-	-
Fund 3G40-Federal SAPT Block Grant	700,116	217,942					918,058
Fund 3H80-Federal Demonstration Grants	-	-					-

DRAFT ODADAS FISCAL REPORT

DRAFT INDIVIDUAL Board Investment Summary SFY 12 & 13 Total Funded



	FEDERAL			STATE			MEDICAID	Grand Total
	FUNDS	ODADAS BOARD FUNDED GRANTS	DIRECT - Board area	FUNDS	ODADAS BOARD FUNDED GRANTS	DIRECT - Board area	FUNDS	
Ashland County MH Board	416,398	-		168,137	-		137,995	722,530
2012								
ODADAS	\$ 183,167	\$ -		\$ 113,844	\$ -		\$ 137,995	\$ 435,006
GRF 038401-State GRF				77,483	-			77,483
GRF 038404-State GRF				3,197	-			3,197
Fund 5T90-State Problem Gambling Fund					-			-
475 STATEWIDE TREATMENT AND PREVENTION				33,164	-		6,944	40,108
3J80 MEDICAID							86,954	86,954
501 MEDICIAD MATCH							44,097	44,097
Fund 3G40-Federal SAPT Block Grant	183,167	-						183,167
Fund 3H80-Federal Demonstration Grants		-						-
2013								
ODADAS	\$ 233,231	\$ -		\$ 54,293	\$ -		\$ -	\$ 287,524
GRF 038401-State GRF				29,021	-			29,021
GRF 038404-State GRF				3,197	-			3,197
Fund 5T90-State Problem Gambling Fund					-			-
475 STATEWIDE TREATMENT AND PREVENTION				22,075	-		-	22,075
3J80 MEDICAID							-	-
501 MEDICIAD MATCH							-	-
Fund 3G40-Federal SAPT Block Grant	233,231	-						233,231
Fund 3H80-Federal Demonstration Grants	-	-						-

DRAFT ODADAS FISCAL REPORT

DRAFT INDIVIDUAL Board Investment Summary SFY 12 & 13 Total Funded



	FEDERAL		STATE			MEDICAID	Grand Total	
	FUNDS	ODADAS BOARD FUNDED GRANTS	DIRECT - Board area	FUNDS	ODADAS BOARD FUNDED GRANTS	DIRECT - Board area		FUNDS
Ashtabula County MH Board	519,321	561,832		70,459	-		1,327,555	2,479,167
2012								
ODADAS	\$ 292,741	\$ 281,013		\$ 15,746	\$ -		\$ 1,327,555	\$ 1,917,055
GRF 038401-State GRF				9,519	-			9,519
GRF 038404-State GRF				6,227	-			6,227
Fund 5T90-State Problem Gambling Fund					-			-
475 STATEWIDE TREATMENT AND PREVENTION				-	-		78,577	78,577
3J80 MEDICAID							850,085	850,085
501 MEDICIAD MATCH							398,893	398,893
Fund 3G40-Federal SAPT Block Grant	272,741	281,013						553,754
Fund 3H80-Federal Demonstration Grants	20,000	-						20,000
2013								
ODADAS	\$ 226,580	\$ 280,819		\$ 54,713	\$ -		\$ -	\$ 562,112
GRF 038401-State GRF				27,142	-			27,142
GRF 038404-State GRF				6,227	-			6,227
Fund 5T90-State Problem Gambling Fund					-			-
475 STATEWIDE TREATMENT AND PREVENTION				21,344	-		-	21,344
3J80 MEDICAID							-	-
501 MEDICIAD MATCH							-	-
Fund 3G40-Federal SAPT Block Grant	226,580	280,819						507,399
Fund 3H80-Federal Demonstration Grants	-	-						-

DRAFT ODADAS FISCAL REPORT

DRAFT INDIVIDUAL Board Investment Summary SFY 12 & 13 Total Funded

	FEDERAL		STATE			MEDICAID	Grand Total	
	FUNDS	ODADAS BOARD FUNDED GRANTS	DIRECT - Board area	FUNDS	ODADAS BOARD FUNDED GRANTS	DIRECT - Board area		FUNDS
Athens, Hckng, Vntn Cnty MH Bd	692,881	2,001,581		79,162	100,000		1,914,038	4,787,662
2012								
ODADAS	\$ 382,897	\$ 1,005,702		\$ 19,314	\$ 50,000		\$ 1,914,038	\$ 3,371,951
GRF 038401-State GRF				12,985	-			12,985
GRF 038404-State GRF				6,329	-			6,329
Fund 5T90-State Problem Gambling Fund					50,000			50,000
475 STATEWIDE TREATMENT AND PREVENTION							221,934	221,934
3J80 MEDICAID							1,262,219	1,262,219
501 MEDICIAD MATCH							429,885	429,885
Fund 3G40-Federal SAPT Block Grant	362,897	1,005,702						1,368,599
Fund 3H80-Federal Demonstration Grants	20,000	-						20,000
2013								
ODADAS	\$ 309,984	\$ 995,879		\$ 59,848	\$ 50,000		\$ -	\$ 1,415,711
GRF 038401-State GRF				27,158	-			27,158
GRF 038404-State GRF				6,329	-			6,329
Fund 5T90-State Problem Gambling Fund					50,000			50,000
475 STATEWIDE TREATMENT AND PREVENTION				26,361	-			26,361
3J80 MEDICAID								-
501 MEDICIAD MATCH								-
Fund 3G40-Federal SAPT Block Grant	309,984	995,879						1,305,863
Fund 3H80-Federal Demonstration Grants	-	-						-


DRAFT ODADAS FISCAL REPORT

DRAFT INDIVIDUAL Board Investment Summary SFY 12 & 13 Total Funded

	FEDERAL		STATE			MEDICAID	Grand Total	
	FUNDS	ODADAS BOARD FUNDED GRANTS	DIRECT - Board area	FUNDS	ODADAS BOARD FUNDED GRANTS	DIRECT - Board area		FUNDS
Belmont, Hrrsn, Mnr Cnty MH Bd	618,798	399,804		207,249	105,972		447,251	1,779,074
2012								
ODADAS	\$ 303,126	\$ 199,971		\$ 126,406	\$ 65,196		\$ 447,251	\$ 1,141,950
GRF 038401-State GRF				86,005	65,196			151,201
GRF 038404-State GRF				6,169	-			6,169
Fund 5T90-State Problem Gambling Fund					-			-
475 STATEWIDE TREATMENT AND PREVENTION				34,232	-		47,564	81,796
3J80 MEDICAID							254,256	254,256
501 MEDICIAD MATCH							145,432	145,432
Fund 3G40-Federal SAPT Block Grant	283,126	199,971						483,097
Fund 3H80-Federal Demonstration Grants	20,000	-						20,000
2013								
ODADAS	\$ 315,672	\$ 199,833		\$ 80,843	\$ 40,776		\$ -	\$ 637,124
GRF 038401-State GRF				43,529	40,776			84,305
GRF 038404-State GRF				6,169	-			6,169
Fund 5T90-State Problem Gambling Fund					-			-
475 STATEWIDE TREATMENT AND PREVENTION				31,145	-		-	31,145
3J80 MEDICAID							-	-
501 MEDICIAD MATCH							-	-
Fund 3G40-Federal SAPT Block Grant	315,672	199,833						515,505
Fund 3H80-Federal Demonstration Grants	-	-						-

DRAFT ODADAS FISCAL REPORT

DRAFT INDIVIDUAL Board Investment Summary SFY 12 & 13 Total Funded



	FEDERAL			STATE			MEDICAID	Grand Total
	FUNDS	ODADAS BOARD FUNDED GRANTS	DIRECT - Board area	FUNDS	ODADAS BOARD FUNDED GRANTS	DIRECT - Board area	FUNDS	
Brown County MH Board	284,353	-		96,639	-		321,962	702,954
2012								
ODADAS	\$ 139,215	\$ -		\$ 59,527	\$ -		\$ 321,962	\$ 520,704
GRF 038401-State GRF				42,125	-			42,125
GRF 038404-State GRF				2,600	-			2,600
Fund 5T90-State Problem Gambling Fund					-			-
475 STATEWIDE TREATMENT AND PREVENTION				14,802	-		21,527	36,329
3J80 MEDICAID							203,541	203,541
501 MEDICIAD MATCH							96,895	96,895
Fund 3G40-Federal SAPT Block Grant	119,215	-						119,215
Fund 3H80-Federal Demonstration Grants	20,000	-						20,000
2013								
ODADAS	\$ 145,138	\$ -		\$ 37,112	\$ -		\$ -	\$ 182,250
GRF 038401-State GRF				20,165	-			20,165
GRF 038404-State GRF				2,600	-			2,600
Fund 5T90-State Problem Gambling Fund					-			-
475 STATEWIDE TREATMENT AND PREVENTION				14,347	-		-	14,347
3J80 MEDICAID							-	-
501 MEDICIAD MATCH							-	-
Fund 3G40-Federal SAPT Block Grant	145,138	-						145,138
Fund 3H80-Federal Demonstration Grants	-	-						-

DRAFT ODADAS FISCAL REPORT


DRAFT INDIVIDUAL Board Investment Summary SFY 12 & 13 Total Funded



	FEDERAL			STATE			MEDICAID	Grand Total
	FUNDS	ODADAS BOARD FUNDED GRANTS	DIRECT - Board area	FUNDS	ODADAS BOARD FUNDED GRANTS	DIRECT - Board area	FUNDS	
Butler County ADAS Board	3,433,008	1,697,995	61,783	880,324	268,808		2,319,361	8,661,279
2012								
ODADAS	\$ 1,700,007	\$ 852,155	\$ 30,902	\$ 491,607	\$ 165,375		\$ 2,319,361	\$ 5,559,407
GRF 038401-State GRF				389,191	165,375			554,566
GRF 038404-State GRF				29,503	-			29,503
Fund 5T90-State Problem Gambling Fund					-			-
475 STATEWIDE TREATMENT AND PREVENTION				72,913	-		146,103	219,016
3J80 MEDICAID							1,579,780	1,579,780
501 MEDICIAD MATCH							593,478	593,478
Fund 3G40-Federal SAPT Block Grant	1,700,007	702,155	30,902					2,433,064
Fund 3H80-Federal Demonstration Grants		150,000						150,000
2013								
ODADAS	\$ 1,733,001	\$ 845,840	\$ 30,881	\$ 388,717	\$ 103,433		\$ -	\$ 3,101,872
GRF 038401-State GRF				199,303	103,433			302,736
GRF 038404-State GRF				29,503	-			29,503
Fund 5T90-State Problem Gambling Fund					-			-
475 STATEWIDE TREATMENT AND PREVENTION				159,911	-		-	159,911
3J80 MEDICAID							-	-
501 MEDICIAD MATCH							-	-
Fund 3G40-Federal SAPT Block Grant	1,733,001	695,840	30,881					2,459,722
Fund 3H80-Federal Demonstration Grants	-	150,000						150,000

DRAFT ODADAS FISCAL REPORT

DRAFT INDIVIDUAL Board Investment Summary SFY 12 & 13 Total Funded



	FEDERAL			STATE			MEDICAID	Grand Total
	FUNDS	ODADAS BOARD FUNDED GRANTS	DIRECT - Board area	FUNDS	ODADAS BOARD FUNDED GRANTS	DIRECT - Board area	FUNDS	
Champaign, Logan County MH Bd	544,467	-		199,634	51,031		344,644	1,139,776
2012								
ODADAS	\$ 261,263	\$ -		\$ 126,634	\$ 31,395		\$ 344,644	\$ 763,936
GRF 038401-State GRF				86,182	31,395			117,577
GRF 038404-State GRF				5,214	-			5,214
Fund 5T90-State Problem Gambling Fund					-			-
475 STATEWIDE TREATMENT AND PREVENTION				35,238	-		24,736	59,974
3J80 MEDICAID							223,973	223,973
501 MEDICIAD MATCH							95,936	95,936
Fund 3G40-Federal SAPT Block Grant	241,263	-						241,263
Fund 3H80-Federal Demonstration Grants	20,000	-						20,000
2013								
ODADAS	\$ 283,204	\$ -		\$ 73,000	\$ 19,636		\$ -	\$ 375,840
GRF 038401-State GRF				39,689	19,636			59,325
GRF 038404-State GRF				5,214	-			5,214
Fund 5T90-State Problem Gambling Fund					-			-
475 STATEWIDE TREATMENT AND PREVENTION				28,097	-		-	28,097
3J80 MEDICAID							-	-
501 MEDICIAD MATCH							-	-
Fund 3G40-Federal SAPT Block Grant	283,204	-						283,204
Fund 3H80-Federal Demonstration Grants	-	-						-

DRAFT ODADAS FISCAL REPORT

DRAFT INDIVIDUAL Board Investment Summary SFY 12 & 13 Total Funded

	FEDERAL		STATE			MEDICAID	Grand Total	
	FUNDS	ODADAS BOARD FUNDED GRANTS	DIRECT - Board area	FUNDS	ODADAS BOARD FUNDED GRANTS	DIRECT - Board area		FUNDS
Clark, Greene, Mad Cnty MH Bd	1,795,313	968,146		388,131	76,162		1,963,949	5,191,701
2012								
ODADAS	\$ 943,097	\$ 484,240		\$ 176,098	\$ 46,856		\$ 1,963,949	\$ 3,614,240
GRF 038401-State GRF				119,797	46,856			166,653
GRF 038404-State GRF				20,285	-			20,285
Fund 5T90-State Problem Gambling Fund					-			-
475 STATEWIDE TREATMENT AND PREVENTION				36,016	-		127,204	163,220
3J80 MEDICAID							1,271,848	1,271,848
501 MEDICIAD MATCH							564,897	564,897
Fund 3G40-Federal SAPT Block Grant	923,097	484,240						1,407,337
Fund 3H80-Federal Demonstration Grants	20,000	-						20,000
2013								
ODADAS	\$ 852,216	\$ 483,906		\$ 212,033	\$ 29,306		\$ -	\$ 1,577,461
GRF 038401-State GRF				109,606	29,306			138,912
GRF 038404-State GRF				20,285	-			20,285
Fund 5T90-State Problem Gambling Fund					-			-
475 STATEWIDE TREATMENT AND PREVENTION				82,142	-		-	82,142
3J80 MEDICAID							-	-
501 MEDICIAD MATCH							-	-
Fund 3G40-Federal SAPT Block Grant	852,216	483,906						1,336,122
Fund 3H80-Federal Demonstration Grants	-	-						-


DRAFT ODADAS FISCAL REPORT

DRAFT INDIVIDUAL Board Investment Summary SFY 12 & 13 Total Funded

	FEDERAL		STATE			MEDICAID	Grand Total	
	FUNDS	ODADAS BOARD FUNDED GRANTS	DIRECT - Board area	FUNDS	ODADAS BOARD FUNDED GRANTS	DIRECT - Board area		FUNDS
Clermont County MH Board	1,433,138	775,927		142,869	130,008		1,758,718	4,240,660
2012								
ODADAS	\$ 767,281	\$ 390,927		\$ 33,541	\$ 79,983		\$ 1,758,718	\$ 3,030,450
GRF 038401-State GRF				22,565	79,983			102,548
GRF 038404-State GRF				10,976	-			10,976
Fund 5T90-State Problem Gambling Fund					-			-
475 STATEWIDE TREATMENT AND PREVENTION					-		81,144	81,144
3J80 MEDICAID							1,174,538	1,174,538
501 MEDICIAD MATCH							503,037	503,037
Fund 3G40-Federal SAPT Block Grant	767,281	253,149						1,020,430
Fund 3H80-Federal Demonstration Grants		137,778						137,778
2013								
ODADAS	\$ 665,857	\$ 385,000		\$ 109,328	\$ 50,025		\$ -	\$ 1,210,210
GRF 038401-State GRF				45,427	50,025			95,452
GRF 038404-State GRF				10,976	-			10,976
Fund 5T90-State Problem Gambling Fund					-			-
475 STATEWIDE TREATMENT AND PREVENTION				52,925	-		-	52,925
3J80 MEDICAID							-	-
501 MEDICIAD MATCH							-	-
Fund 3G40-Federal SAPT Block Grant	665,857	249,180						915,037
Fund 3H80-Federal Demonstration Grants	-	135,820						135,820

DRAFT ODADAS FISCAL REPORT

DRAFT INDIVIDUAL Board Investment Summary SFY 12 & 13 Total Funded



	FEDERAL		STATE			MEDICAID	Grand Total	
	FUNDS	ODADAS BOARD FUNDED GRANTS	DIRECT - Board area	FUNDS	ODADAS BOARD FUNDED GRANTS	DIRECT - Board area		FUNDS
Columbiana County MH Board	613,124	562,331		81,444	-		974,655	2,231,554
2012								
ODADAS	\$ 332,826	\$ 280,408		\$ 19,478	\$ -		\$ 974,655	\$ 1,607,367
GRF 038401-State GRF				12,669	-			12,669
GRF 038404-State GRF				6,809	-			6,809
Fund 5T90-State Problem Gambling Fund					-			-
475 STATEWIDE TREATMENT AND PREVENTION						65,359		65,359
3J80 MEDICAID						614,694		614,694
501 MEDICIAD MATCH						294,601		294,601
Fund 3G40-Federal SAPT Block Grant	332,826	142,003						474,829
Fund 3H80-Federal Demonstration Grants		138,405						138,405
2013								
ODADAS	\$ 280,298	\$ 281,923		\$ 61,966	\$ -		\$ -	\$ 624,187
GRF 038401-State GRF				29,828	-			29,828
GRF 038404-State GRF				6,809	-			6,809
Fund 5T90-State Problem Gambling Fund					-			-
475 STATEWIDE TREATMENT AND PREVENTION				25,329	-			25,329
3J80 MEDICAID								-
501 MEDICIAD MATCH								-
Fund 3G40-Federal SAPT Block Grant	280,298	141,905						422,203
Fund 3H80-Federal Demonstration Grants	-	140,018						140,018

DRAFT ODADAS FISCAL REPORT

DRAFT INDIVIDUAL Board Investment Summary SFY 12 & 13 Total Funded



	FEDERAL		STATE			MEDICAID	Grand Total	
	FUNDS	ODADAS BOARD FUNDED GRANTS	DIRECT - Board area	FUNDS	ODADAS BOARD FUNDED GRANTS	DIRECT - Board area		FUNDS
Cuyahoga County MH Board	11,500,171	4,678,089		2,409,307	880,487	45,000	9,519,572	29,032,626
2012								
ODADAS	\$ 6,014,886	\$ 2,454,077		\$ 1,062,089	\$ 551,970	\$ 45,000	\$ 9,519,572	\$ 19,647,594
GRF 038401-State GRF				815,009	476,970			1,291,979
GRF 038404-State GRF				125,247	-			125,247
Fund 5T90-State Problem Gambling Fund					75,000	45,000		120,000
475 STATEWIDE TREATMENT AND PREVENTION				121,833	-		743,737	865,570
3J80 MEDICAID							6,257,622	6,257,622
501 MEDICIAD MATCH							2,518,212	2,518,212
Fund 3G40-Federal SAPT Block Grant	5,989,886	2,454,077						8,443,963
Fund 3H80-Federal Demonstration Grants	25,000	-						25,000
2013								
ODADAS	\$ 5,485,285	\$ 2,224,012		\$ 1,347,218	\$ 328,517	\$ -	\$ -	\$ 9,385,032
GRF 038401-State GRF				696,356	253,517			949,873
GRF 038404-State GRF				125,247	-			125,247
Fund 5T90-State Problem Gambling Fund					75,000			75,000
475 STATEWIDE TREATMENT AND PREVENTION				525,615	-		-	525,615
3J80 MEDICAID							-	-
501 MEDICIAD MATCH							-	-
Fund 3G40-Federal SAPT Block Grant	5,480,285	2,224,012						7,704,297
Fund 3H80-Federal Demonstration Grants	5,000	-						5,000

DRAFT ODADAS FISCAL REPORT

DRAFT INDIVIDUAL Board Investment Summary SFY 12 & 13 Total Funded



	FEDERAL			STATE			MEDICAID	Grand Total
	FUNDS	ODADAS BOARD FUNDED GRANTS	DIRECT - Board area	FUNDS	ODADAS BOARD FUNDED GRANTS	DIRECT - Board area	FUNDS	
Delaware, Morrow County MH Bd	944,069	37,789	113,367	178,666	-	527,192	722,265	2,523,348
2012								
ODADAS	\$ 497,557	\$ 18,901	\$ 56,703	\$ 82,740	\$ -	\$ 324,337	\$ 722,265	\$ 1,702,503
GRF 038401-State GRF				56,298	-	324,337		380,635
GRF 038404-State GRF				8,714	-			8,714
Fund 5T90-State Problem Gambling Fund					-			-
475 STATEWIDE TREATMENT AND PREVENTION				17,728	-		38,015	55,743
3J80 MEDICAID							424,372	424,372
501 MEDICIAD MATCH							259,878	259,878
Fund 3G40-Federal SAPT Block Grant	477,557	18,901	56,703					553,161
Fund 3H80-Federal Demonstration Grants	20,000	-						20,000
2013								
ODADAS	\$ 446,512	\$ 18,888	\$ 56,664	\$ 95,926	\$ -	\$ 202,855	\$ -	\$ 820,845
GRF 038401-State GRF				47,103	-	202,855		249,958
GRF 038404-State GRF				8,714	-			8,714
Fund 5T90-State Problem Gambling Fund					-			-
475 STATEWIDE TREATMENT AND PREVENTION				40,109	-		-	40,109
3J80 MEDICAID							-	-
501 MEDICIAD MATCH							-	-
Fund 3G40-Federal SAPT Block Grant	446,512	18,888	56,664					522,064
Fund 3H80-Federal Demonstration Grants	-	-						-


DRAFT ODADAS FISCAL REPORT

DRAFT INDIVIDUAL Board Investment Summary SFY 12 & 13 Total Funded

	FEDERAL		STATE			MEDICAID	Grand Total	
	FUNDS	ODADAS BOARD FUNDED GRANTS	DIRECT - Board area	FUNDS	ODADAS BOARD FUNDED GRANTS	DIRECT - Board area		FUNDS
Dfnce, Hen, Ftn, Wm Cnty MH Bd	910,023	325,305		312,124	-		586,166	2,133,618
2012								
ODADAS	\$ 439,639	\$ 162,709		\$ 191,144	\$ -		\$ 586,166	\$ 1,379,658
GRF 038401-State GRF				130,073	-			130,073
GRF 038404-State GRF				9,164	-			9,164
Fund 5T90-State Problem Gambling Fund					-			-
475 STATEWIDE TREATMENT AND PREVENTION				51,907	-		34,815	86,722
3J80 MEDICAID							405,247	405,247
501 MEDICIAD MATCH							146,104	146,104
Fund 3G40-Federal SAPT Block Grant	419,639	162,709						582,348
Fund 3H80-Federal Demonstration Grants	20,000	-						20,000
2013								
ODADAS	\$ 470,384	\$ 162,596		\$ 120,980	\$ -		\$ -	\$ 753,960
GRF 038401-State GRF				65,291	-			65,291
GRF 038404-State GRF				9,164	-			9,164
Fund 5T90-State Problem Gambling Fund					-			-
475 STATEWIDE TREATMENT AND PREVENTION				46,525	-		-	46,525
3J80 MEDICAID							-	-
501 MEDICIAD MATCH							-	-
Fund 3G40-Federal SAPT Block Grant	470,384	162,596						632,980
Fund 3H80-Federal Demonstration Grants	-	-						-

DRAFT ODADAS FISCAL REPORT

DRAFT INDIVIDUAL Board Investment Summary SFY 12 & 13 Total Funded



	FEDERAL			STATE			MEDICAID	Grand Total
	FUNDS	ODADAS BOARD FUNDED GRANTS	DIRECT - Board area	FUNDS	ODADAS BOARD FUNDED GRANTS	DIRECT - Board area	FUNDS	
Erie, Ottawa County MH Board	722,046	-		234,359	-		434,571	1,390,976
2012								
ODADAS	\$ 355,254	\$ -		\$ 140,512	\$ -		\$ 434,571	\$ 930,337
GRF 038401-State GRF				95,605	-			95,605
GRF 038404-State GRF				7,326	-			7,326
Fund 5T90-State Problem Gambling Fund					-			-
475 STATEWIDE TREATMENT AND PREVENTION				37,581	-		35,638	73,219
3J80 MEDICAID							260,316	260,316
501 MEDICIAD MATCH							138,618	138,618
Fund 3G40-Federal SAPT Block Grant	335,254	-						335,254
Fund 3H80-Federal Demonstration Grants	20,000	-						20,000
2013								
ODADAS	\$ 366,792	\$ -		\$ 93,847	\$ -		\$ -	\$ 460,639
GRF 038401-State GRF				50,377	-			50,377
GRF 038404-State GRF				7,326	-			7,326
Fund 5T90-State Problem Gambling Fund					-			-
475 STATEWIDE TREATMENT AND PREVENTION				36,144	-		-	36,144
3J80 MEDICAID							-	-
501 MEDICIAD MATCH							-	-
Fund 3G40-Federal SAPT Block Grant	366,792	-						366,792
Fund 3H80-Federal Demonstration Grants	-	-						-

DRAFT ODADAS FISCAL REPORT

DRAFT INDIVIDUAL Board Investment Summary SFY 12 & 13 Total Funded



	FEDERAL			STATE			MEDICAID	Grand Total
	FUNDS	ODADAS BOARD FUNDED GRANTS	DIRECT - Board area	FUNDS	ODADAS BOARD FUNDED GRANTS	DIRECT - Board area	FUNDS	
Fairfield County MH Board	686,096	392,908		92,129	29,868		1,173,565	2,374,566
2012								
ODADAS	\$ 372,376	\$ 196,470		\$ 23,044	\$ 18,375		\$ 1,173,565	\$ 1,783,830
GRF 038401-State GRF				15,519	18,375			33,894
GRF 038404-State GRF				7,525	-			7,525
Fund 5T90-State Problem Gambling Fund					-			-
475 STATEWIDE TREATMENT AND PREVENTION					-		91,337	91,337
3J80 MEDICAID							721,801	721,801
501 MEDICIAD MATCH							360,427	360,427
Fund 3G40-Federal SAPT Block Grant	372,376	46,470						418,846
Fund 3H80-Federal Demonstration Grants		150,000						150,000
2013								
ODADAS	\$ 313,720	\$ 196,438		\$ 69,085	\$ 11,493		\$ -	\$ 590,736
GRF 038401-State GRF				33,252	11,493			44,745
GRF 038404-State GRF				7,525	-			7,525
Fund 5T90-State Problem Gambling Fund					-			-
475 STATEWIDE TREATMENT AND PREVENTION				28,308	-		-	28,308
3J80 MEDICAID							-	-
501 MEDICIAD MATCH							-	-
Fund 3G40-Federal SAPT Block Grant	313,720	46,438						360,158
Fund 3H80-Federal Demonstration Grants	-	150,000						150,000

DRAFT ODADAS FISCAL REPORT

DRAFT INDIVIDUAL Board Investment Summary SFY 12 & 13 Total Funded



	FEDERAL			STATE			MEDICAID	Grand Total
	FUNDS	ODADAS BOARD FUNDED GRANTS	DIRECT - Board area	FUNDS	ODADAS BOARD FUNDED GRANTS	DIRECT - Board area	FUNDS	
Franklin County MH Board	7,138,896	3,496,246	41,497	1,902,812	365,373	625,021	10,872,382	24,442,227
2012								
ODADAS	\$ 3,495,425	\$ 1,748,675	\$ 41,497	\$ 1,027,555	\$ 234,403	\$ 380,190	\$ 10,872,382	\$ 17,800,127
GRF 038401-State GRF				295,460	209,403	380,190		885,053
GRF 038404-State GRF				95,245	-			95,245
Fund 5T90-State Problem Gambling Fund					25,000			25,000
475 STATEWIDE TREATMENT AND PREVENTION				636,850	-		825,317	1,462,167
3J80 MEDICAID							7,196,037	7,196,037
501 MEDICIAD MATCH							2,851,028	2,851,028
Fund 3G40-Federal SAPT Block Grant	3,495,425	1,598,675	25,247					5,119,347
Fund 3H80-Federal Demonstration Grants		150,000	16,250					166,250
2013								
ODADAS	\$ 3,643,471	\$ 1,747,571		\$ 875,257	\$ 130,970	\$ 244,831	\$ -	\$ 6,642,100
GRF 038401-State GRF				436,954	130,970	219,831		787,755
GRF 038404-State GRF				95,245	-			95,245
Fund 5T90-State Problem Gambling Fund						25,000		25,000
475 STATEWIDE TREATMENT AND PREVENTION				343,058	-		-	343,058
3J80 MEDICAID							-	-
501 MEDICIAD MATCH							-	-
Fund 3G40-Federal SAPT Block Grant	3,643,471	1,597,571						5,241,042
Fund 3H80-Federal Demonstration Grants	-	150,000						150,000

DRAFT ODADAS FISCAL REPORT


DRAFT INDIVIDUAL Board Investment Summary SFY 12 & 13 Total Funded



	FEDERAL		STATE			MEDICAID	Grand Total
	FUNDS	ODADAS BOARD FUNDED GRANTS	DIRECT - Board area	FUNDS	ODADAS BOARD FUNDED GRANTS	DIRECT - Board area	
Gallia, Jack, Meigs Cnty MH Bd	584,943	747,271		67,213	-	1,735,952	3,135,379
2012							
ODADAS	\$ 324,778	\$ 377,418		\$ 16,427	\$ -	\$ 1,735,952	\$ 2,454,575
GRF 038401-State GRF				11,062	-		11,062
GRF 038404-State GRF				5,365	-		5,365
Fund 5T90-State Problem Gambling Fund					-		-
475 STATEWIDE TREATMENT AND PREVENTION				-	-	183,586	183,586
3J80 MEDICAID						1,027,991	1,027,991
501 MEDICIAD MATCH						524,374	524,374
Fund 3G40-Federal SAPT Block Grant	304,778	377,418					682,196
Fund 3H80-Federal Demonstration Grants	20,000	-					20,000
2013							
ODADAS	\$ 260,165	\$ 369,853		\$ 50,786	\$ -	\$ -	\$ 680,804
GRF 038401-State GRF				23,193	-		23,193
GRF 038404-State GRF				5,365	-		5,365
Fund 5T90-State Problem Gambling Fund					-		-
475 STATEWIDE TREATMENT AND PREVENTION				22,228	-	-	22,228
3J80 MEDICAID						-	-
501 MEDICIAD MATCH						-	-
Fund 3G40-Federal SAPT Block Grant	260,165	369,853					630,018
Fund 3H80-Federal Demonstration Grants	-	-					-

DRAFT ODADAS FISCAL REPORT

DRAFT INDIVIDUAL Board Investment Summary SFY 12 & 13 Total Funded



	FEDERAL		STATE			MEDICAID	Grand Total
	FUNDS	ODADAS BOARD FUNDED GRANTS	DIRECT - Board area	FUNDS	ODADAS BOARD FUNDED GRANTS	DIRECT - Board area	
Geauga County MH Board	578,380	61,735		215,854	-	199,153	1,055,122
2012							
ODADAS	\$ 275,577	\$ 30,878		\$ 137,794	\$ -	\$ 199,153	\$ 643,402
GRF 038401-State GRF				93,765	-		93,765
GRF 038404-State GRF				5,527	-		5,527
Fund 5T90-State Problem Gambling Fund					-		-
475 STATEWIDE TREATMENT AND PREVENTION				38,502	-	12,848	51,350
3J80 MEDICAID						102,456	102,456
501 MEDICIAD MATCH						83,848	83,848
Fund 3G40-Federal SAPT Block Grant	255,577	30,878					286,455
Fund 3H80-Federal Demonstration Grants	20,000	-					20,000
2013							
ODADAS	\$ 302,803	\$ 30,857		\$ 78,060	\$ -	\$ -	\$ 411,720
GRF 038401-State GRF				42,482	-		42,482
GRF 038404-State GRF				5,527	-		5,527
Fund 5T90-State Problem Gambling Fund					-		-
475 STATEWIDE TREATMENT AND PREVENTION				30,051	-	-	30,051
3J80 MEDICAID						-	-
501 MEDICIAD MATCH						-	-
Fund 3G40-Federal SAPT Block Grant	302,803	30,857					333,660
Fund 3H80-Federal Demonstration Grants	-	-					-

DRAFT ODADAS FISCAL REPORT

DRAFT INDIVIDUAL Board Investment Summary SFY 12 & 13 Total Funded

	FEDERAL		STATE			MEDICAID	Grand Total	
	FUNDS	ODADAS BOARD FUNDED GRANTS	DIRECT - Board area	FUNDS	ODADAS BOARD FUNDED GRANTS	DIRECT - Board area		FUNDS
Hamilton County MH Board	7,751,872	3,789,277		2,229,912	378,543		4,610,667	18,760,271
2012								
ODADAS	\$ 3,815,680	\$ 1,899,412		\$ 1,255,968	\$ 227,125		\$ 4,610,667	\$ 11,808,852
GRF 038401-State GRF				994,459	202,125			1,196,584
GRF 038404-State GRF				75,320	-			75,320
Fund 5T90-State Problem Gambling Fund					25,000			25,000
475 STATEWIDE TREATMENT AND PREVENTION				186,189	-		168,010	354,199
3J80 MEDICAID							2,953,267	2,953,267
501 MEDICIAD MATCH							1,489,390	1,489,390
Fund 3G40-Federal SAPT Block Grant	3,815,680	1,749,412						5,565,092
Fund 3H80-Federal Demonstration Grants		150,000						150,000
2013								
ODADAS	\$ 3,936,192	\$ 1,889,865		\$ 973,944	\$ 151,418		\$ -	\$ 6,951,419
GRF 038401-State GRF				517,296	126,418			643,714
GRF 038404-State GRF				75,320	-			75,320
Fund 5T90-State Problem Gambling Fund					25,000			25,000
475 STATEWIDE TREATMENT AND PREVENTION				381,328	-		-	381,328
3J80 MEDICAID							-	-
501 MEDICIAD MATCH							-	-
Fund 3G40-Federal SAPT Block Grant	3,936,192	1,739,865						5,676,057
Fund 3H80-Federal Demonstration Grants	-	150,000						150,000

DRAFT ODADAS FISCAL REPORT


DRAFT INDIVIDUAL Board Investment Summary SFY 12 & 13 Total Funded



	FEDERAL		STATE			MEDICAID	Grand Total
	FUNDS	ODADAS BOARD FUNDED GRANTS	DIRECT - Board area	FUNDS	ODADAS BOARD FUNDED GRANTS	DIRECT - Board area	
Hancock County MH Board	456,689	258,186		190,293	-	213,972	1,119,140
2012							
ODADAS	\$ 203,876	\$ 132,055		\$ 124,840	\$ -	\$ 213,972	\$ 674,743
GRF 038401-State GRF				84,969	-		84,969
GRF 038404-State GRF				4,362	-		4,362
Fund 5T90-State Problem Gambling Fund					-		-
475 STATEWIDE TREATMENT AND PREVENTION				35,509	-	11,768	47,277
3J80 MEDICAID						142,563	142,563
501 MEDICIAD MATCH						59,641	59,641
Fund 3G40-Federal SAPT Block Grant	203,876	27,448					231,324
Fund 3H80-Federal Demonstration Grants		104,607					104,607
2013							
ODADAS	\$ 252,813	\$ 126,131		\$ 65,453	\$ -	\$ -	\$ 444,397
GRF 038401-State GRF				35,899	-		35,899
GRF 038404-State GRF				4,362	-		4,362
Fund 5T90-State Problem Gambling Fund					-		-
475 STATEWIDE TREATMENT AND PREVENTION				25,192	-	-	25,192
3J80 MEDICAID						-	-
501 MEDICIAD MATCH						-	-
Fund 3G40-Federal SAPT Block Grant	252,813	27,429					280,242
Fund 3H80-Federal Demonstration Grants	-	98,702					98,702

DRAFT ODADAS FISCAL REPORT


DRAFT INDIVIDUAL Board Investment Summary SFY 12 & 13 Total Funded



	FEDERAL			STATE			MEDICAID	Grand Total
	FUNDS	ODADAS BOARD FUNDED GRANTS	DIRECT - Board area	FUNDS	ODADAS BOARD FUNDED GRANTS	DIRECT - Board area	FUNDS	
Huron County MH Board	393,264	-		150,674	-		172,250	716,188
2012								
ODADAS	\$ 188,406	\$ -		\$ 97,794	\$ -		\$ 172,250	\$ 458,450
GRF 038401-State GRF				66,545	-			66,545
GRF 038404-State GRF				3,625	-			3,625
Fund 5T90-State Problem Gambling Fund					-			-
475 STATEWIDE TREATMENT AND PREVENTION				27,624	-		7,525	35,149
3J80 MEDICAID							118,699	118,699
501 MEDICIAD MATCH							46,026	46,026
Fund 3G40-Federal SAPT Block Grant	168,406	-						168,406
Fund 3H80-Federal Demonstration Grants	20,000	-						20,000
2013								
ODADAS	\$ 204,858	\$ -		\$ 52,880	\$ -		\$ -	\$ 257,738
GRF 038401-State GRF				28,891	-			28,891
GRF 038404-State GRF				3,625	-			3,625
Fund 5T90-State Problem Gambling Fund					-			-
475 STATEWIDE TREATMENT AND PREVENTION				20,364	-		-	20,364
3J80 MEDICAID							-	-
501 MEDICIAD MATCH							-	-
Fund 3G40-Federal SAPT Block Grant	204,858	-						204,858
Fund 3H80-Federal Demonstration Grants	-	-						-

DRAFT ODADAS FISCAL REPORT

DRAFT INDIVIDUAL Board Investment Summary SFY 12 & 13 Total Funded



	FEDERAL		STATE			MEDICAID	Grand Total
	FUNDS	ODADAS BOARD FUNDED GRANTS	DIRECT - Board area	FUNDS	ODADAS BOARD FUNDED GRANTS	DIRECT - Board area	
Jefferson County MH Board	464,392	118,437		164,540	-	167,673	915,042
2012							
ODADAS	\$ 226,174	\$ 59,239		\$ 103,211	\$ -	\$ 167,673	\$ 556,297
GRF 038401-State GRF				70,228	-		70,228
GRF 038404-State GRF				4,484	-		4,484
Fund 5T90-State Problem Gambling Fund					-		-
475 STATEWIDE TREATMENT AND PREVENTION				28,499	-	15,806	44,305
3J80 MEDICAID						111,349	111,349
501 MEDICIAD MATCH						40,518	40,518
Fund 3G40-Federal SAPT Block Grant	206,174	59,239					265,413
Fund 3H80-Federal Demonstration Grants	20,000	-					20,000
2013							
ODADAS	\$ 238,218	\$ 59,198		\$ 61,329	\$ -	\$ -	\$ 358,745
GRF 038401-State GRF				33,244	-		33,244
GRF 038404-State GRF				4,484	-		4,484
Fund 5T90-State Problem Gambling Fund					-		-
475 STATEWIDE TREATMENT AND PREVENTION				23,601	-	-	23,601
3J80 MEDICAID						-	-
501 MEDICIAD MATCH						-	-
Fund 3G40-Federal SAPT Block Grant	238,218	59,198					297,416
Fund 3H80-Federal Demonstration Grants	-	-					-

DRAFT ODADAS FISCAL REPORT

DRAFT INDIVIDUAL Board Investment Summary SFY 12 & 13 Total Funded



	FEDERAL		STATE			MEDICAID	Grand Total
	FUNDS	ODADAS BOARD FUNDED GRANTS	DIRECT - Board area	FUNDS	ODADAS BOARD FUNDED GRANTS	DIRECT - Board area	
Lake County MH Board	1,395,101	134,965		457,603	-	907,915	2,895,584
2012							
ODADAS	\$ 664,671	\$ 67,506		\$ 276,666	\$ -	\$ 907,915	\$ 1,916,758
GRF 038401-State GRF				188,249	-		188,249
GRF 038404-State GRF				13,823	-		13,823
Fund 5T90-State Problem Gambling Fund					-		-
475 STATEWIDE TREATMENT AND PREVENTION				74,594	-	74,040	148,634
3J80 MEDICAID						513,864	513,864
501 MEDICIAD MATCH						320,011	320,011
Fund 3G40-Federal SAPT Block Grant	664,671	67,506					732,177
Fund 3H80-Federal Demonstration Grants		-					-
2013							
ODADAS	\$ 730,430	\$ 67,459		\$ 180,937	\$ -	\$ -	\$ 978,826
GRF 038401-State GRF				96,283	-		96,283
GRF 038404-State GRF				13,823	-		13,823
Fund 5T90-State Problem Gambling Fund					-		-
475 STATEWIDE TREATMENT AND PREVENTION				70,831	-	-	70,831
3J80 MEDICAID						-	-
501 MEDICIAD MATCH						-	-
Fund 3G40-Federal SAPT Block Grant	730,430	67,459					797,889
Fund 3H80-Federal Demonstration Grants	-	-					-

DRAFT ODADAS FISCAL REPORT


DRAFT INDIVIDUAL Board Investment Summary SFY 12 & 13 Total Funded



	FEDERAL		STATE			MEDICAID	Grand Total
	FUNDS	ODADAS BOARD FUNDED GRANTS	DIRECT - Board area	FUNDS	ODADAS BOARD FUNDED GRANTS	DIRECT - Board area	
Licking, Knox County MH Board	1,147,832	405,194		149,498	-	1,317,692	3,020,216
2012							
ODADAS	\$ 631,679	\$ 202,667		\$ 37,326	\$ -	\$ 1,317,692	\$ 2,189,364
GRF 038401-State GRF				25,106	-		25,106
GRF 038404-State GRF				12,220	-		12,220
Fund 5T90-State Problem Gambling Fund					-		-
475 STATEWIDE TREATMENT AND PREVENTION					-	64,320	64,320
3J80 MEDICAID						887,626	887,626
501 MEDICIAD MATCH						365,746	365,746
Fund 3G40-Federal SAPT Block Grant	611,679	202,667					814,346
Fund 3H80-Federal Demonstration Grants	20,000	-					20,000
2013							
ODADAS	\$ 516,153	\$ 202,527		\$ 112,172	\$ -	\$ -	\$ 830,852
GRF 038401-State GRF				53,672	-		53,672
GRF 038404-State GRF				12,220	-		12,220
Fund 5T90-State Problem Gambling Fund					-		-
475 STATEWIDE TREATMENT AND PREVENTION				46,280	-	-	46,280
3J80 MEDICAID						-	-
501 MEDICIAD MATCH						-	-
Fund 3G40-Federal SAPT Block Grant	516,153	202,527					718,680
Fund 3H80-Federal Demonstration Grants	-	-					-

DRAFT ODADAS FISCAL REPORT


DRAFT INDIVIDUAL Board Investment Summary SFY 12 & 13 Total Funded



	FEDERAL		STATE			MEDICAID	Grand Total	
	FUNDS	ODADAS BOARD FUNDED GRANTS	DIRECT - Board area	FUNDS	ODADAS BOARD FUNDED GRANTS	DIRECT - Board area		FUNDS
Lorain County ADAS Board	2,826,889	1,131,584		630,966	214,786		1,374,806	6,179,031
2012								
ODADAS	\$ 1,423,791	\$ 565,939		\$ 332,897	\$ 132,140		\$ 1,374,806	\$ 3,829,573
GRF 038401-State GRF				226,632	132,140			358,772
GRF 038404-State GRF				25,133	-			25,133
Fund 5T90-State Problem Gambling Fund					-			-
475 STATEWIDE TREATMENT AND PREVENTION				81,132	-		99,063	180,195
3J80 MEDICAID							828,050	828,050
501 MEDICIAD MATCH							447,694	447,694
Fund 3G40-Federal SAPT Block Grant	1,418,791	425,939						1,844,730
Fund 3H80-Federal Demonstration Grants	5,000	140,000						145,000
2013								
ODADAS	\$ 1,403,098	\$ 565,645		\$ 298,069	\$ 82,646		\$ -	\$ 2,349,458
GRF 038401-State GRF				147,478	82,646			230,124
GRF 038404-State GRF				25,133	-			25,133
Fund 5T90-State Problem Gambling Fund					-			-
475 STATEWIDE TREATMENT AND PREVENTION				125,458	-		-	125,458
3J80 MEDICAID							-	-
501 MEDICIAD MATCH							-	-
Fund 3G40-Federal SAPT Block Grant	1,398,098	425,645						1,823,743
Fund 3H80-Federal Demonstration Grants	5,000	140,000						145,000

DRAFT ODADAS FISCAL REPORT

DRAFT INDIVIDUAL Board Investment Summary SFY 12 & 13 Total Funded



	FEDERAL		STATE			MEDICAID	Grand Total	
	FUNDS	ODADAS BOARD FUNDED GRANTS	DIRECT - Board area	FUNDS	ODADAS BOARD FUNDED GRANTS	DIRECT - Board area		FUNDS
Lucas County MH Board	3,900,908	2,535,970		499,134	279,205		5,623,910	12,839,127
2012								
ODADAS	\$ 2,123,334	\$ 1,272,827		\$ 122,201	\$ 160,250		\$ 5,623,910	\$ 9,302,522
GRF 038401-State GRF				81,735	110,250			191,985
GRF 038404-State GRF				40,466	-			40,466
Fund 5T90-State Problem Gambling Fund					50,000			50,000
475 STATEWIDE TREATMENT AND PREVENTION				-	-		265,260	265,260
3J80 MEDICAID							3,752,729	3,752,729
501 MEDICIAD MATCH							1,605,920	1,605,920
Fund 3G40-Federal SAPT Block Grant	2,103,334	1,272,827						3,376,161
Fund 3H80-Federal Demonstration Grants	20,000	-						20,000
2013								
ODADAS	\$ 1,777,574	\$ 1,263,143		\$ 376,933	\$ 118,955		\$ -	\$ 3,536,605
GRF 038401-State GRF				178,818	68,955			247,773
GRF 038404-State GRF				40,466	-			40,466
Fund 5T90-State Problem Gambling Fund					50,000			50,000
475 STATEWIDE TREATMENT AND PREVENTION				157,649	-		-	157,649
3J80 MEDICAID							-	-
501 MEDICIAD MATCH							-	-
Fund 3G40-Federal SAPT Block Grant	1,777,574	1,263,143						3,040,717
Fund 3H80-Federal Demonstration Grants	-	-						-

DRAFT ODADAS FISCAL REPORT

DRAFT INDIVIDUAL Board Investment Summary SFY 12 & 13 Total Funded



	FEDERAL		STATE			MEDICAID	Grand Total	
	FUNDS	ODADAS BOARD FUNDED GRANTS	DIRECT - Board area	FUNDS	ODADAS BOARD FUNDED GRANTS	DIRECT - Board area		FUNDS
Mahoning County ADAS Board	2,472,925	1,663,226		283,600	161,968		3,799,480	8,381,199
2012								
ODADAS	\$ 1,331,737	\$ 834,346		\$ 68,936	\$ 88,124		\$ 3,799,480	\$ 6,122,623
GRF 038401-State GRF				46,256	38,124			84,380
GRF 038404-State GRF				22,680	-			22,680
Fund 5T90-State Problem Gambling Fund					50,000			50,000
475 STATEWIDE TREATMENT AND PREVENTION				-	-		439,854	439,854
3J80 MEDICAID							2,377,429	2,377,429
501 MEDICIAD MATCH							982,198	982,198
Fund 3G40-Federal SAPT Block Grant	1,326,737	704,408						2,031,145
Fund 3H80-Federal Demonstration Grants	5,000	129,938						134,938
2013								
ODADAS	\$ 1,141,188	\$ 828,880		\$ 214,664	\$ 73,844		\$ -	\$ 2,258,576
GRF 038401-State GRF				96,303	23,844			120,147
GRF 038404-State GRF				22,680	-			22,680
Fund 5T90-State Problem Gambling Fund					50,000			50,000
475 STATEWIDE TREATMENT AND PREVENTION				95,681	-		-	95,681
3J80 MEDICAID							-	-
501 MEDICIAD MATCH							-	-
Fund 3G40-Federal SAPT Block Grant	1,136,188	700,020						1,836,208
Fund 3H80-Federal Demonstration Grants	5,000	128,860						133,860

DRAFT ODADAS FISCAL REPORT

DRAFT INDIVIDUAL Board Investment Summary SFY 12 & 13 Total Funded



	FEDERAL			STATE			MEDICAID	Grand Total
	FUNDS	ODADAS BOARD FUNDED GRANTS	DIRECT - Board area	FUNDS	ODADAS BOARD FUNDED GRANTS	DIRECT - Board area	FUNDS	
Marion, Crawford County MH Bd	626,591	-		124,364	-		665,022	1,415,977
2012								
ODADAS	\$ 338,352	\$ -		\$ 52,946	\$ -		\$ 665,022	\$ 1,056,320
GRF 038401-State GRF				36,147	-			36,147
GRF 038404-State GRF				6,974	-			6,974
Fund 5T90-State Problem Gambling Fund					-			-
475 STATEWIDE TREATMENT AND PREVENTION				9,825	-		36,128	45,953
3J80 MEDICAID							440,763	440,763
501 MEDICIAD MATCH							188,130	188,130
Fund 3G40-Federal SAPT Block Grant	318,352	-						318,352
Fund 3H80-Federal Demonstration Grants	20,000	-						20,000
2013								
ODADAS	\$ 288,239	\$ -		\$ 71,418	\$ -		\$ -	\$ 359,657
GRF 038401-State GRF				36,744	-			36,744
GRF 038404-State GRF				6,974	-			6,974
Fund 5T90-State Problem Gambling Fund					-			-
475 STATEWIDE TREATMENT AND PREVENTION				27,700	-		-	27,700
3J80 MEDICAID							-	-
501 MEDICIAD MATCH							-	-
Fund 3G40-Federal SAPT Block Grant	288,239	-						288,239
Fund 3H80-Federal Demonstration Grants	-	-						-

DRAFT ODADAS FISCAL REPORT

DRAFT INDIVIDUAL Board Investment Summary SFY 12 & 13 Total Funded



	FEDERAL			STATE			MEDICAID	Grand Total
	FUNDS	ODADAS BOARD FUNDED GRANTS	DIRECT - Board area	FUNDS	ODADAS BOARD FUNDED GRANTS	DIRECT - Board area	FUNDS	
Medina County MH Board	967,363	-		376,773	-		311,694	1,655,830
2012								
ODADAS	\$ 441,853	\$ -		\$ 241,027	\$ -		\$ 311,694	\$ 994,574
GRF 038401-State GRF				171,987	-			171,987
GRF 038404-State GRF				9,235	-			9,235
Fund 5T90-State Problem Gambling Fund					-			-
475 STATEWIDE TREATMENT AND PREVENTION				59,805	-		20,799	80,604
3J80 MEDICAID							181,101	181,101
501 MEDICIAD MATCH							109,794	109,794
Fund 3G40-Federal SAPT Block Grant	430,253	-						430,253
Fund 3H80-Federal Demonstration Grants	11,600	-						11,600
2013								
ODADAS	\$ 525,510	\$ -		\$ 135,746	\$ -		\$ -	\$ 661,256
GRF 038401-State GRF				74,240	-			74,240
GRF 038404-State GRF				9,235	-			9,235
Fund 5T90-State Problem Gambling Fund					-			-
475 STATEWIDE TREATMENT AND PREVENTION				52,271	-		-	52,271
3J80 MEDICAID							-	-
501 MEDICIAD MATCH							-	-
Fund 3G40-Federal SAPT Block Grant	525,510	-						525,510
Fund 3H80-Federal Demonstration Grants	-	-						-

DRAFT ODADAS FISCAL REPORT

DRAFT INDIVIDUAL Board Investment Summary SFY 12 & 13 Total Funded

	FEDERAL		STATE			MEDICAID	Grand Total	
	FUNDS	ODADAS BOARD FUNDED GRANTS	DIRECT - Board area	FUNDS	ODADAS BOARD FUNDED GRANTS	DIRECT - Board area		FUNDS
Merc, Pauld, VanWrt Cnty MH Bd	580,798	378,917		224,136	-		227,788	1,411,639
2012								
ODADAS	\$ 274,096	\$ 189,524		\$ 144,711	\$ -		\$ 227,788	\$ 836,119
GRF 038401-State GRF				98,467	-			98,467
GRF 038404-State GRF				5,515	-			5,515
Fund 5T90-State Problem Gambling Fund					-			-
475 STATEWIDE TREATMENT AND PREVENTION				40,729	-		27,220	67,949
3J80 MEDICAID							123,960	123,960
501 MEDICIAD MATCH							76,608	76,608
Fund 3G40-Federal SAPT Block Grant	254,096	189,524						443,620
Fund 3H80-Federal Demonstration Grants	20,000	-						20,000
2013								
ODADAS	\$ 306,702	\$ 189,393		\$ 79,425	\$ -		\$ -	\$ 575,520
GRF 038401-State GRF				43,381	-			43,381
GRF 038404-State GRF				5,515	-			5,515
Fund 5T90-State Problem Gambling Fund					-			-
475 STATEWIDE TREATMENT AND PREVENTION				30,529	-		-	30,529
3J80 MEDICAID							-	-
501 MEDICIAD MATCH							-	-
Fund 3G40-Federal SAPT Block Grant	306,702	189,393						496,095
Fund 3H80-Federal Demonstration Grants	-	-						-

DRAFT ODADAS FISCAL REPORT


DRAFT INDIVIDUAL Board Investment Summary SFY 12 & 13 Total Funded



	FEDERAL		STATE			MEDICAID	Grand Total	
	FUNDS	ODADAS BOARD FUNDED GRANTS	DIRECT - Board area	FUNDS	ODADAS BOARD FUNDED GRANTS	DIRECT - Board area		FUNDS
Miami, Darke, Shlby Cnty MH Bd	1,222,933	169,048		445,169	214,708		560,240	2,612,098
2012								
ODADAS	\$ 578,400	\$ 84,553		\$ 278,961	\$ 132,092		\$ 560,240	\$ 1,634,246
GRF 038401-State GRF				189,816	132,092			321,908
GRF 038404-State GRF				12,174	-			12,174
Fund 5T90-State Problem Gambling Fund					-			-
475 STATEWIDE TREATMENT AND PREVENTION				76,971	-		37,806	114,777
3J80 MEDICAID							243,053	243,053
501 MEDICIAD MATCH							279,382	279,382
Fund 3G40-Federal SAPT Block Grant	558,400	84,553						642,953
Fund 3H80-Federal Demonstration Grants	20,000	-						20,000
2013								
ODADAS	\$ 644,533	\$ 84,495		\$ 166,208	\$ 82,616		\$ -	\$ 977,852
GRF 038401-State GRF				90,126	82,616			172,742
GRF 038404-State GRF				12,174	-			12,174
Fund 5T90-State Problem Gambling Fund					-			-
475 STATEWIDE TREATMENT AND PREVENTION				63,908	-		-	63,908
3J80 MEDICAID							-	-
501 MEDICIAD MATCH							-	-
Fund 3G40-Federal SAPT Block Grant	644,533	84,495						729,028
Fund 3H80-Federal Demonstration Grants	-	-						-

DRAFT ODADAS FISCAL REPORT


DRAFT INDIVIDUAL Board Investment Summary SFY 12 & 13 Total Funded



	FEDERAL		STATE			MEDICAID	Grand Total	
	FUNDS	ODADAS BOARD FUNDED GRANTS	DIRECT - Board area	FUNDS	ODADAS BOARD FUNDED GRANTS	DIRECT - Board area		FUNDS
Musk, Cs, Gr, Mg, Nb, Pr MH Bd	1,544,489	633,093		555,940	-	29,868	1,320,428	4,083,818
2012								
ODADAS	\$ 727,127	\$ 316,656		\$ 343,412	\$ -	\$ 18,375	\$ 1,320,428	\$ 2,725,998
GRF 038401-State GRF				242,638	-	18,375		261,013
GRF 038404-State GRF				15,600	-			15,600
Fund 5T90-State Problem Gambling Fund					-			-
475 STATEWIDE TREATMENT AND PREVENTION				85,174	-		205,660	290,834
3J80 MEDICAID							742,617	742,617
501 MEDICIAD MATCH							372,151	372,151
Fund 3G40-Federal SAPT Block Grant	707,127	316,656						1,023,783
Fund 3H80-Federal Demonstration Grants	20,000	-						20,000
2013								
ODADAS	\$ 817,362	\$ 316,437		\$ 212,528	\$ -	\$ 11,493	\$ -	\$ 1,357,820
GRF 038401-State GRF				115,535	-	11,493		127,028
GRF 038404-State GRF				15,600	-			15,600
Fund 5T90-State Problem Gambling Fund					-			-
475 STATEWIDE TREATMENT AND PREVENTION				81,393	-		-	81,393
3J80 MEDICAID							-	-
501 MEDICIAD MATCH							-	-
Fund 3G40-Federal SAPT Block Grant	817,362	316,437						1,133,799
Fund 3H80-Federal Demonstration Grants	-	-						-

DRAFT ODADAS FISCAL REPORT

DRAFT INDIVIDUAL Board Investment Summary SFY 12 & 13 Total Funded



	FEDERAL		STATE			MEDICAID	Grand Total
	FUNDS	ODADAS BOARD FUNDED GRANTS	DIRECT - Board area	FUNDS	ODADAS BOARD FUNDED GRANTS	DIRECT - Board area	
Portage County MH Board	914,383	814,697		327,369	-	703,761	2,760,210
2012							
ODADAS	\$ 428,279	\$ 405,792		\$ 202,627	\$ -	\$ 703,761	\$ 1,740,459
GRF 038401-State GRF				137,896	-		137,896
GRF 038404-State GRF				9,279	-		9,279
Fund 5T90-State Problem Gambling Fund					-		-
475 STATEWIDE TREATMENT AND PREVENTION				55,452	-	64,877	120,329
3J80 MEDICAID						448,560	448,560
501 MEDICIAD MATCH						190,324	190,324
Fund 3G40-Federal SAPT Block Grant	428,279	282,486					710,765
Fund 3H80-Federal Demonstration Grants		123,306					123,306
2013							
ODADAS	\$ 486,104	\$ 408,905		\$ 124,742	\$ -	\$ -	\$ 1,019,751
GRF 038401-State GRF				67,411	-		67,411
GRF 038404-State GRF				9,279	-		9,279
Fund 5T90-State Problem Gambling Fund					-		-
475 STATEWIDE TREATMENT AND PREVENTION				48,052	-	-	48,052
3J80 MEDICAID						-	-
501 MEDICIAD MATCH						-	-
Fund 3G40-Federal SAPT Block Grant	486,104	282,291					768,395
Fund 3H80-Federal Demonstration Grants	-	126,614					126,614

DRAFT ODADAS FISCAL REPORT

DRAFT INDIVIDUAL Board Investment Summary SFY 12 & 13 Total Funded



	FEDERAL			STATE			MEDICAID	Grand Total
	FUNDS	ODADAS BOARD FUNDED GRANTS	DIRECT - Board area	FUNDS	ODADAS BOARD FUNDED GRANTS	DIRECT - Board area	FUNDS	
Preble County MH Board	292,049	-		114,920	252,035		137,011	796,015
2012								
ODADAS	\$ 140,753	\$ -		\$ 75,857	\$ 127,494		\$ 137,011	\$ 481,115
GRF 038401-State GRF				51,622	127,494			179,116
GRF 038404-State GRF				2,574	-			2,574
Fund 5T90-State Problem Gambling Fund					-			-
475 STATEWIDE TREATMENT AND PREVENTION				21,661	-		7,877	29,538
3J80 MEDICAID							83,124	83,124
501 MEDICIAD MATCH							46,011	46,011
Fund 3G40-Federal SAPT Block Grant	120,753	-						120,753
Fund 3H80-Federal Demonstration Grants	20,000	-						20,000
2013								
ODADAS	\$ 151,296	\$ -		\$ 39,063	\$ 124,541		\$ -	\$ 314,900
GRF 038401-State GRF				21,430	124,541			145,971
GRF 038404-State GRF				2,574	-			2,574
Fund 5T90-State Problem Gambling Fund					-			-
475 STATEWIDE TREATMENT AND PREVENTION				15,059	-		-	15,059
3J80 MEDICAID							-	-
501 MEDICIAD MATCH							-	-
Fund 3G40-Federal SAPT Block Grant	151,296	-						151,296
Fund 3H80-Federal Demonstration Grants	-	-						-

DRAFT ODADAS FISCAL REPORT


DRAFT INDIVIDUAL Board Investment Summary SFY 12 & 13 Total Funded



	FEDERAL			STATE			MEDICAID	Grand Total
	FUNDS	ODADAS BOARD FUNDED GRANTS	DIRECT - Board area	FUNDS	ODADAS BOARD FUNDED GRANTS	DIRECT - Board area	FUNDS	
Putnam County MH Board	261,716	-		120,619	-		47,793	430,128
2012								
ODADAS	\$ 120,427	\$ -		\$ 83,668	\$ -		\$ 47,793	\$ 251,888
GRF 038401-State GRF				56,940	-			56,940
GRF 038404-State GRF				2,117	-			2,117
Fund 5T90-State Problem Gambling Fund					-			-
475 STATEWIDE TREATMENT AND PREVENTION				24,611	-		272	24,883
3J80 MEDICAID							31,139	31,139
501 MEDICIAD MATCH							16,382	16,382
Fund 3G40-Federal SAPT Block Grant	100,427	-						100,427
Fund 3H80-Federal Demonstration Grants	20,000	-						20,000
2013								
ODADAS	\$ 141,289	\$ -		\$ 36,951	\$ -		\$ -	\$ 178,240
GRF 038401-State GRF				20,622	-			20,622
GRF 038404-State GRF				2,117	-			2,117
Fund 5T90-State Problem Gambling Fund					-			-
475 STATEWIDE TREATMENT AND PREVENTION				14,212	-		-	14,212
3J80 MEDICAID							-	-
501 MEDICIAD MATCH							-	-
Fund 3G40-Federal SAPT Block Grant	141,289	-						141,289
Fund 3H80-Federal Demonstration Grants	-	-						-

DRAFT ODADAS FISCAL REPORT


DRAFT INDIVIDUAL Board Investment Summary SFY 12 & 13 Total Funded



	FEDERAL		STATE			MEDICAID	Grand Total	
	FUNDS	ODADAS BOARD FUNDED GRANTS	DIRECT - Board area	FUNDS	ODADAS BOARD FUNDED GRANTS	DIRECT - Board area		FUNDS
Richland County MH Board	768,104	546,533		236,729	123,895		583,637	2,258,898
2012								
ODADAS	\$ 382,250	\$ 273,361		\$ 138,121	\$ 76,222		\$ 583,637	\$ 1,453,591
GRF 038401-State GRF				94,028	76,222			170,250
GRF 038404-State GRF				7,890	-			7,890
Fund 5T90-State Problem Gambling Fund					-			-
475 STATEWIDE TREATMENT AND PREVENTION				36,203	-		70,353	106,556
3J80 MEDICAID							311,777	311,777
501 MEDICIAD MATCH							201,506	201,506
Fund 3G40-Federal SAPT Block Grant	362,250	273,361						635,611
Fund 3H80-Federal Demonstration Grants	20,000	-						20,000
2013								
ODADAS	\$ 385,854	\$ 273,172		\$ 98,608	\$ 47,673		\$ -	\$ 805,307
GRF 038401-State GRF				52,752	47,673			100,425
GRF 038404-State GRF				7,890	-			7,890
Fund 5T90-State Problem Gambling Fund					-			-
475 STATEWIDE TREATMENT AND PREVENTION				37,966	-		-	37,966
3J80 MEDICAID							-	-
501 MEDICIAD MATCH							-	-
Fund 3G40-Federal SAPT Block Grant	385,854	273,172						659,026
Fund 3H80-Federal Demonstration Grants	-	-						-

DRAFT ODADAS FISCAL REPORT

DRAFT INDIVIDUAL Board Investment Summary SFY 12 & 13 Total Funded



	FEDERAL		STATE			MEDICAID	Grand Total	
	FUNDS	ODADAS BOARD FUNDED GRANTS	DIRECT - Board area	FUNDS	ODADAS BOARD FUNDED GRANTS	DIRECT - Board area		FUNDS
Ross, Fy, Hgh, Pck, Pike MH Bd	1,189,973	222,781		164,807	-		4,155,508	5,733,069
2012								
ODADAS	\$ 656,592	\$ 111,429		\$ 41,602	\$ -		\$ 4,155,508	\$ 4,965,131
GRF 038401-State GRF				27,957	-			27,957
GRF 038404-State GRF				13,645	-			13,645
Fund 5T90-State Problem Gambling Fund					-			-
475 STATEWIDE TREATMENT AND PREVENTION						535,333		535,333
3J80 MEDICAID						2,498,150		2,498,150
501 MEDICIAD MATCH						1,122,025		1,122,025
Fund 3G40-Federal SAPT Block Grant	636,592	111,429						748,021
Fund 3H80-Federal Demonstration Grants	20,000	-						20,000
2013								
ODADAS	\$ 533,381	\$ 111,352		\$ 123,205	\$ -		\$ -	\$ 767,938
GRF 038401-State GRF				60,343	-			60,343
GRF 038404-State GRF				13,645	-			13,645
Fund 5T90-State Problem Gambling Fund					-			-
475 STATEWIDE TREATMENT AND PREVENTION				49,217	-			49,217
3J80 MEDICAID								-
501 MEDICIAD MATCH								-
Fund 3G40-Federal SAPT Block Grant	533,381	111,352						644,733
Fund 3H80-Federal Demonstration Grants	-	-						-

DRAFT ODADAS FISCAL REPORT

DRAFT INDIVIDUAL Board Investment Summary SFY 12 & 13 Total Funded

	FEDERAL			STATE			MEDICAID	Grand Total
	FUNDS	ODADAS BOARD FUNDED GRANTS	DIRECT - Board area	FUNDS	ODADAS BOARD FUNDED GRANTS	DIRECT - Board area	FUNDS	
Scioto, Adams, Law Cnty MH Bd	870,292	819,439	51,410	134,735	-		7,079,802	8,955,678
2012								
ODADAS	\$ 487,661	\$ 409,861	\$ 51,410	\$ 41,752	\$ -		\$ 7,079,802	\$ 8,070,486
GRF 038401-State GRF				31,328	-			31,328
GRF 038404-State GRF				10,424	-			10,424
Fund 5T90-State Problem Gambling Fund					-			-
475 STATEWIDE TREATMENT AND PREVENTION				-	-		1,770,629	1,770,629
3J80 MEDICAID							3,210,000	3,210,000
501 MEDICIAD MATCH							2,099,173	2,099,173
Fund 3FG0-Vocational Rehabilitation Administration			51,410					51,410
Fund 3G40-Federal SAPT Block Grant	467,661	409,861						877,522
Fund 3H80-Federal Demonstration Grants	20,000	-						20,000
2013								
ODADAS	\$ 382,631	\$ 409,578		\$ 92,983	\$ -		\$ -	\$ 885,192
GRF 038401-State GRF				46,375	-			46,375
GRF 038404-State GRF				10,424	-			10,424
Fund 5T90-State Problem Gambling Fund					-			-
475 STATEWIDE TREATMENT AND PREVENTION				36,184	-		-	36,184
3J80 MEDICAID							-	-
501 MEDICIAD MATCH							-	-
Fund 3G40-Federal SAPT Block Grant	382,631	409,578						792,209
Fund 3H80-Federal Demonstration Grants	-	-						-

DRAFT ODADAS FISCAL REPORT


DRAFT INDIVIDUAL Board Investment Summary SFY 12 & 13 Total Funded



	FEDERAL			STATE			MEDICAID	Grand Total
	FUNDS	ODADAS BOARD FUNDED GRANTS	DIRECT - Board area	FUNDS	ODADAS BOARD FUNDED GRANTS	DIRECT - Board area	FUNDS	
Seneca, Sand, Wyndt Cnty MH Bd	888,361	701,814		316,391	-		366,975	2,273,541
2012								
ODADAS	\$ 410,832	\$ 352,910		\$ 192,687	\$ -		\$ 366,975	\$ 1,323,404
GRF 038401-State GRF				131,434	-			131,434
GRF 038404-State GRF				8,879	-			8,879
Fund 5T90-State Problem Gambling Fund					-			-
475 STATEWIDE TREATMENT AND PREVENTION				52,374	-		34,378	86,752
3J80 MEDICAID							252,051	252,051
501 MEDICIAD MATCH							80,546	80,546
Fund 3G40-Federal SAPT Block Grant	410,832	202,910						613,742
Fund 3H80-Federal Demonstration Grants		150,000						150,000
2013								
ODADAS	\$ 477,529	\$ 348,904		\$ 123,704	\$ -		\$ -	\$ 950,137
GRF 038401-State GRF				67,332	-			67,332
GRF 038404-State GRF				8,879	-			8,879
Fund 5T90-State Problem Gambling Fund					-			-
475 STATEWIDE TREATMENT AND PREVENTION				47,493	-		-	47,493
3J80 MEDICAID							-	-
501 MEDICIAD MATCH							-	-
Fund 3G40-Federal SAPT Block Grant	477,529	198,904						676,433
Fund 3H80-Federal Demonstration Grants	-	150,000						150,000

DRAFT ODADAS FISCAL REPORT

DRAFT INDIVIDUAL Board Investment Summary SFY 12 & 13 Total Funded



	FEDERAL			STATE			MEDICAID	Grand Total
	FUNDS	ODADAS BOARD FUNDED GRANTS	DIRECT - Board area	FUNDS	ODADAS BOARD FUNDED GRANTS	DIRECT - Board area	FUNDS	
Stark County MH Board	6,017,010	1,566,730	2,460	1,308,687	-	-	1,224,694	10,119,581
2012								
ODADAS	\$ 2,950,892	\$ 784,568	\$ 2,460	\$ 765,032	\$ -	\$ -	\$ 1,224,694	\$ 5,727,646
GRF 038401-State GRF				633,551	-	-		633,551
GRF 038404-State GRF				33,609	-	-		33,609
Fund 5T90-State Problem Gambling Fund					-	-		-
475 STATEWIDE TREATMENT AND PREVENTION				97,872	-	-	89,803	187,675
3J80 MEDICAID							773,050	773,050
501 MEDICIAD MATCH							361,841	361,841
Fund 3G40-Federal SAPT Block Grant	2,930,892	643,249	2,460					3,576,601
Fund 3H80-Federal Demonstration Grants	20,000	141,319						161,319
2013								
ODADAS	\$ 3,066,118	\$ 782,162		\$ 543,655	\$ -	\$ -	\$ -	\$ 4,391,935
GRF 038401-State GRF				255,142	-	-		255,142
GRF 038404-State GRF				33,609	-	-		33,609
Fund 5T90-State Problem Gambling Fund					-	-		-
475 STATEWIDE TREATMENT AND PREVENTION				254,904	-	-	-	254,904
3J80 MEDICAID							-	-
501 MEDICIAD MATCH							-	-
Fund 3G40-Federal SAPT Block Grant	3,061,118	636,811						3,697,929
Fund 3H80-Federal Demonstration Grants	5,000	145,351						150,351

DRAFT ODADAS FISCAL REPORT

DRAFT INDIVIDUAL Board Investment Summary SFY 12 & 13 Total Funded



	FEDERAL			STATE			MEDICAID	Grand Total
	FUNDS	ODADAS BOARD FUNDED GRANTS	DIRECT - Board area	FUNDS	ODADAS BOARD FUNDED GRANTS	DIRECT - Board area	FUNDS	
Summit County MH Board	4,489,639	2,063,212	325,815	1,169,760	113,362		3,450,462	11,612,250
2012								
ODADAS	\$ 2,280,653	\$ 1,031,963	\$ 245,134	\$ 604,535	\$ 69,743		\$ 3,450,462	\$ 7,682,490
GRF 038401-State GRF				473,259	69,743			543,002
GRF 038404-State GRF				48,580	-			48,580
Fund 5T90-State Problem Gambling Fund					-			-
475 STATEWIDE TREATMENT AND PREVENTION				82,696	-		615,568	698,264
3J80 MEDICAID							1,604,172	1,604,172
501 MEDICIAD MATCH							1,230,722	1,230,722
Fund 3G40-Federal SAPT Block Grant	2,255,653	1,031,963	245,134					3,532,750
Fund 3H80-Federal Demonstration Grants	25,000	-						25,000
2013								
ODADAS	\$ 2,208,986	\$ 1,031,249	\$ 80,681	\$ 565,225	\$ 43,619		\$ -	\$ 3,929,760
GRF 038401-State GRF				299,943	43,619			343,562
GRF 038404-State GRF				48,580	-			48,580
Fund 5T90-State Problem Gambling Fund					-			-
475 STATEWIDE TREATMENT AND PREVENTION				216,702	-		-	216,702
3J80 MEDICAID							-	-
501 MEDICIAD MATCH							-	-
Fund 3G40-Federal SAPT Block Grant	2,203,986	1,031,249	80,681					3,315,916
Fund 3H80-Federal Demonstration Grants	5,000	-						5,000

DRAFT ODADAS FISCAL REPORT

DRAFT INDIVIDUAL Board Investment Summary SFY 12 & 13 Total Funded



	FEDERAL		STATE			MEDICAID	Grand Total
	FUNDS	ODADAS BOARD FUNDED GRANTS	DIRECT - Board area	FUNDS	ODADAS BOARD FUNDED GRANTS	DIRECT - Board area	
Trumbull County MH Board	1,181,337	40,844		164,932	-	1,839,326	3,226,439
2012							
ODADAS	\$ 652,181	\$ 20,429		\$ 41,688	\$ -	\$ 1,839,326	\$ 2,553,624
GRF 038401-State GRF				28,018	-		28,018
GRF 038404-State GRF				13,670	-		13,670
Fund 5T90-State Problem Gambling Fund					-		-
475 STATEWIDE TREATMENT AND PREVENTION					-	193,391	193,391
3J80 MEDICAID						1,071,412	1,071,412
501 MEDICIAD MATCH						574,523	574,523
Fund 3G40-Federal SAPT Block Grant	632,181	20,429					652,610
Fund 3H80-Federal Demonstration Grants	20,000	-					20,000
2013							
ODADAS	\$ 529,156	\$ 20,415		\$ 123,244	\$ -	\$ -	\$ 672,815
GRF 038401-State GRF				60,552	-		60,552
GRF 038404-State GRF				13,670	-		13,670
Fund 5T90-State Problem Gambling Fund					-		-
475 STATEWIDE TREATMENT AND PREVENTION				49,022	-	-	49,022
3J80 MEDICAID						-	-
501 MEDICIAD MATCH						-	-
Fund 3G40-Federal SAPT Block Grant	529,156	20,415					549,571
Fund 3H80-Federal Demonstration Grants	-	-					-

DRAFT ODADAS FISCAL REPORT

DRAFT INDIVIDUAL Board Investment Summary SFY 12 & 13 Total Funded



	FEDERAL		STATE			MEDICAID	Grand Total
	FUNDS	ODADAS BOARD FUNDED GRANTS	DIRECT - Board area	FUNDS	ODADAS BOARD FUNDED GRANTS	DIRECT - Board area	
Tuscarawas/Carroll Cnty MH Bd	766,760	265,060		302,304	-	345,796	1,679,920
2012							
ODADAS	\$ 357,001	\$ 132,576		\$ 196,004	\$ -	\$ 345,796	\$ 1,031,377
GRF 038401-State GRF				133,395	-		133,395
GRF 038404-State GRF				7,287	-		7,287
Fund 5T90-State Problem Gambling Fund					-		-
475 STATEWIDE TREATMENT AND PREVENTION				55,322	-	15,151	70,473
3J80 MEDICAID						235,722	235,722
501 MEDICIAD MATCH						94,923	94,923
Fund 3G40-Federal SAPT Block Grant	337,001	132,576					469,577
Fund 3H80-Federal Demonstration Grants	20,000	-					20,000
2013							
ODADAS	\$ 409,759	\$ 132,484		\$ 106,300	\$ -	\$ -	\$ 648,543
GRF 038401-State GRF				58,172	-		58,172
GRF 038404-State GRF				7,287	-		7,287
Fund 5T90-State Problem Gambling Fund					-		-
475 STATEWIDE TREATMENT AND PREVENTION				40,841	-	-	40,841
3J80 MEDICAID						-	-
501 MEDICIAD MATCH						-	-
Fund 3G40-Federal SAPT Block Grant	409,759	132,484					542,243
Fund 3H80-Federal Demonstration Grants	-	-					-

DRAFT ODADAS FISCAL REPORT


DRAFT INDIVIDUAL Board Investment Summary SFY 12 & 13 Total Funded



	FEDERAL			STATE			MEDICAID	Grand Total
	FUNDS	ODADAS BOARD FUNDED GRANTS	DIRECT - Board area	FUNDS	ODADAS BOARD FUNDED GRANTS	DIRECT - Board area	FUNDS	
Union County MH Board	409,005	-		154,853	-		278,963	842,821
2012								
ODADAS	\$ 196,717	\$ -		\$ 99,604	\$ -		\$ 278,963	\$ 575,284
GRF 038401-State GRF				67,752	-			67,752
GRF 038404-State GRF				3,900	-			3,900
Fund 5T90-State Problem Gambling Fund					-			-
475 STATEWIDE TREATMENT AND PREVENTION				27,952	-		27,629	55,581
3J80 MEDICAID							174,161	174,161
501 MEDICIAD MATCH							77,174	77,174
Fund 3G40-Federal SAPT Block Grant	176,717	-						176,717
Fund 3H80-Federal Demonstration Grants	20,000	-						20,000
2013								
ODADAS	\$ 212,288	\$ -		\$ 55,249	\$ -		\$ -	\$ 267,537
GRF 038401-State GRF				30,173	-			30,173
GRF 038404-State GRF				3,900	-			3,900
Fund 5T90-State Problem Gambling Fund					-			-
475 STATEWIDE TREATMENT AND PREVENTION				21,176	-		-	21,176
3J80 MEDICAID							-	-
501 MEDICIAD MATCH							-	-
Fund 3G40-Federal SAPT Block Grant	212,288	-						212,288
Fund 3H80-Federal Demonstration Grants	-	-						-

DRAFT ODADAS FISCAL REPORT


DRAFT INDIVIDUAL Board Investment Summary SFY 12 & 13 Total Funded



	FEDERAL			STATE			MEDICAID	Grand Total
	FUNDS	ODADAS BOARD FUNDED GRANTS	DIRECT - Board area	FUNDS	ODADAS BOARD FUNDED GRANTS	DIRECT - Board area	FUNDS	
Warren, Clinton County MH Bd	1,197,233	-	678,341	404,524	-	13,654	995,660	3,289,412
2012								
ODADAS	\$ 568,271	\$ -	\$ 334,486	\$ 245,544	\$ -	\$ 13,654	\$ 995,660	\$ 2,157,615
GRF 038401-State GRF				167,000	-	13,654		180,654
GRF 038404-State GRF				12,250	-			12,250
Fund 5T90-State Problem Gambling Fund					-			-
475 STATEWIDE TREATMENT AND PREVENTION				66,294	-		83,770	150,064
3J80 MEDICAID							659,910	659,910
501 MEDICIAD MATCH							251,980	251,980
Fund 3G40-Federal SAPT Block Grant	568,271	-	334,486					902,757
Fund 3H80-Federal Demonstration Grants								-
2013								
ODADAS	\$ 628,962	\$ -	\$ 343,855	\$ 158,980	\$ -		\$ -	\$ 1,131,797
GRF 038401-State GRF				85,116	-			85,116
GRF 038404-State GRF				12,250	-			12,250
Fund 5T90-State Problem Gambling Fund					-			-
475 STATEWIDE TREATMENT AND PREVENTION				61,614	-		-	61,614
3J80 MEDICAID							-	-
501 MEDICIAD MATCH							-	-
Fund 3G40-Federal SAPT Block Grant	628,962	-	343,855					972,817
Fund 3H80-Federal Demonstration Grants	-	-						-

DRAFT ODADAS FISCAL REPORT

DRAFT INDIVIDUAL Board Investment Summary SFY 12 & 13 Total Funded



	FEDERAL		STATE			MEDICAID	Grand Total	
	FUNDS	ODADAS BOARD FUNDED GRANTS	DIRECT - Board area	FUNDS	ODADAS BOARD FUNDED GRANTS	DIRECT - Board area		FUNDS
Washington County MH Board	397,879	56,139		130,674	-		300,998	885,690
2012								
ODADAS	\$ 197,777	\$ 28,079		\$ 79,543	\$ -		\$ 300,998	\$ 606,397
GRF 038401-State GRF				54,127	-			54,127
GRF 038404-State GRF				3,901	-			3,901
Fund 5T90-State Problem Gambling Fund					-			-
475 STATEWIDE TREATMENT AND PREVENTION				21,515	-		39,132	60,647
3J80 MEDICAID							162,737	162,737
501 MEDICIAD MATCH							99,130	99,130
Fund 3G40-Federal SAPT Block Grant	177,777	28,079						205,856
Fund 3H80-Federal Demonstration Grants	20,000	-						20,000
2013								
ODADAS	\$ 200,102	\$ 28,060		\$ 51,131	\$ -		\$ -	\$ 279,293
GRF 038401-State GRF				27,510	-			27,510
GRF 038404-State GRF				3,901	-			3,901
Fund 5T90-State Problem Gambling Fund					-			-
475 STATEWIDE TREATMENT AND PREVENTION				19,720	-		-	19,720
3J80 MEDICAID							-	-
501 MEDICIAD MATCH							-	-
Fund 3G40-Federal SAPT Block Grant	200,102	28,060						228,162
Fund 3H80-Federal Demonstration Grants	-	-						-

DRAFT ODADAS FISCAL REPORT

DRAFT INDIVIDUAL Board Investment Summary SFY 12 & 13 Total Funded



	FEDERAL		STATE			MEDICAID	Grand Total
	FUNDS	ODADAS BOARD FUNDED GRANTS	DIRECT - Board area	FUNDS	ODADAS BOARD FUNDED GRANTS	DIRECT - Board area	
Wayne, Holmes County MH Board	988,254	445,730		334,360	-	497,896	2,266,240
2012							
ODADAS	\$ 473,892	\$ 222,942		\$ 207,959	\$ -	\$ 497,896	\$ 1,402,689
GRF 038401-State GRF				141,517	-		141,517
GRF 038404-State GRF				9,210	-		9,210
Fund 5T90-State Problem Gambling Fund					-		-
475 STATEWIDE TREATMENT AND PREVENTION				57,232	-	40,547	97,779
3J80 MEDICAID						298,719	298,719
501 MEDICIAD MATCH						158,630	158,630
Fund 3G40-Federal SAPT Block Grant	453,892	222,942					676,834
Fund 3H80-Federal Demonstration Grants	20,000	-					20,000
2013							
ODADAS	\$ 514,362	\$ 222,788		\$ 126,401	\$ -	\$ -	\$ 863,551
GRF 038401-State GRF				67,441	-		67,441
GRF 038404-State GRF				9,210	-		9,210
Fund 5T90-State Problem Gambling Fund					-		-
475 STATEWIDE TREATMENT AND PREVENTION				49,750	-	-	49,750
3J80 MEDICAID						-	-
501 MEDICIAD MATCH						-	-
Fund 3G40-Federal SAPT Block Grant	514,362	222,788					737,150
Fund 3H80-Federal Demonstration Grants	-	-					-

DRAFT ODADAS FISCAL REPORT

DRAFT INDIVIDUAL Board Investment Summary SFY 12 & 13 Total Funded



	FEDERAL		STATE			MEDICAID	Grand Total
	FUNDS	ODADAS BOARD FUNDED GRANTS	DIRECT - Board area	FUNDS	ODADAS BOARD FUNDED GRANTS	DIRECT - Board area	
Wood County MH Board	806,039	1,162,727		284,974	-	362,865	2,616,605
2012							
ODADAS	\$ 374,203	\$ 581,512		\$ 180,138	\$ -	\$ 362,865	\$ 1,498,718
GRF 038401-State GRF				122,591	-		122,591
GRF 038404-State GRF				7,390	-		7,390
Fund 5T90-State Problem Gambling Fund					-		-
475 STATEWIDE TREATMENT AND PREVENTION				50,157	-	22,080	72,237
3J80 MEDICAID						239,478	239,478
501 MEDICIAD MATCH						101,308	101,308
Fund 3G40-Federal SAPT Block Grant	374,203	431,512					805,715
Fund 3H80-Federal Demonstration Grants		150,000					150,000
2013							
ODADAS	\$ 431,836	\$ 581,215		\$ 104,836	\$ -	\$ -	\$ 1,117,887
GRF 038401-State GRF				55,896	-		55,896
GRF 038404-State GRF				7,390	-		7,390
Fund 5T90-State Problem Gambling Fund					-		-
475 STATEWIDE TREATMENT AND PREVENTION				41,550	-	-	41,550
3J80 MEDICAID						-	-
501 MEDICIAD MATCH						-	-
Fund 3G40-Federal SAPT Block Grant	431,836	431,215					863,051
Fund 3H80-Federal Demonstration Grants	-	150,000					150,000